

SEGNO

WOOD

Recipe Book for
modular pattern
floor



SEGNO

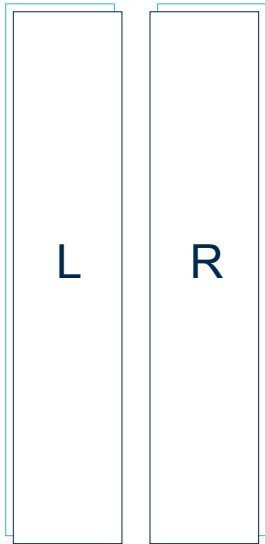
The Segno range proves that classic design can also become the most contemporary when used in the right way.

Whether in a modern or industrial rooftop flat, a classic turn of the century apartment or a villa inspired by an Italian mansion, Segno makes a great flooring choice when it comes to enhancing your style. Revisiting the classic patterned floor with a more modern approach, Segno gives you artistic license to create your own patterned floor layout, combining our exceptional quality and finishes with a modular technology that allows for almost infinite range of unique pattern options. Whether you opt for a timeless herringbone pattern or create your own, Segno can take any space to its full potential.

With this booklet Tarkett gives you some recipes to start your creative journey.

Patterns

The various patterns will be created by mixing the colours and by using different shares of LEFT and RIGHT planks. All recipes are made for a standard rectangular room size of 20 m². Since the material quantity depends on the settings of the installation area we recommend to verify with your installer for the exact amount of material needed. Each recipe has an indication of number of boxes to be ordered, where waste is included. Every box includes 30 planks = 2,16 m².



Dimensions: 600 x 120 mm
Aspect ratio: 5:1

LEFT and RIGHT planks

Please note that LEFT and RIGHT planks are in separate boxes with different material codes. To identify plank orientation, place both planks with wear layer upwards and the short side groove facing you. The LEFT plank is characterized by the long side tongue is to the left and for the RIGHT plank to the right.

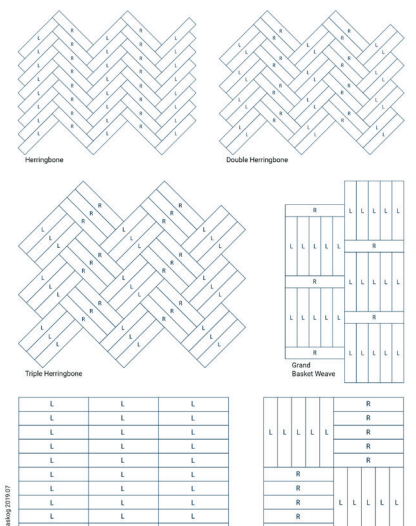
For herringbone pattern both LEFT (L) and RIGHT (R) planks are needed. For patterns such as Stack bond, only one type should be used and the installation can be made with either LEFT or RIGHT planks. For other patterns the ratio between LEFT and RIGHT planks might be uneven, for example 5 to 1. Keep this in mind when ordering material since switching between LEFT and RIGHT planks might be possible.

For installation instructions please visit tarkett.com



OTHER PATTERNS

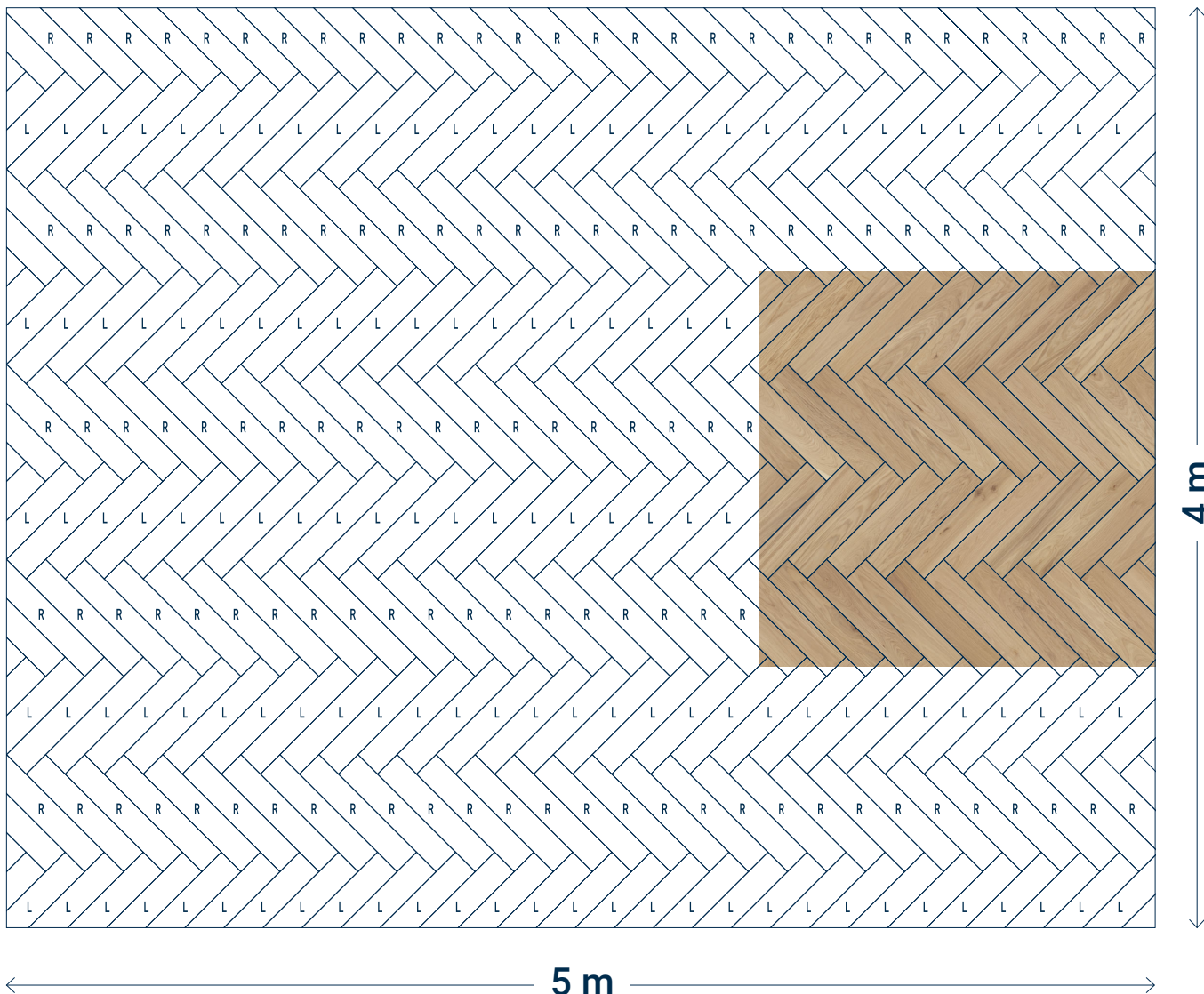
There is also the possibility to assemble this product in other patterns than herringbone. Below you can find some examples. Please note, that not all patterns require the same amount of left and right planks.



SEGNO






MODULAR PATTERN FLOOR

Herringbone



COMPOSITION FOR 20 m²

Example of colours (for this composition)


					
	Colour 1	Colour 2	Colour 3	Colour 4	Colour 5
	Oak Limestone	Oak Blonde	Oak Transparent	Oak Old Grey	Oak Old Brown
L / R number of boards:	/	L=150 / R=150	/	/	/
Surface area + 8% wastage (m ²):	/	21,6	/	/	/
L / R number of boxes*:	/	L=5 / R=5	/	/	/

*Since the material quantity depends on the settings of the installation area we recommend to verify with your installer.

SEGNO






MODULAR PATTERN FLOOR

Herringbone



COMPOSITION FOR 20 m²

Example of colours (for this composition)


					
	Colour 1	Colour 2	Colour 3	Colour 4	Colour 5
	Oak Limestone	Oak Blonde	Oak Transparent	Oak Old Grey	Oak Old Brown
L / R number of boards:	/	L=75 / R=75	/	/	L=75 / R=75
Surface area + 8% wastage (m ²):	/	10,8	/	/	10,8
L / R number of boxes*:	/	L=3 / R=3	/	/	L=3 / R=3

*Since the material quantity depends on the settings of the installation area we recommend to verify with your installer.

SEGNO





MODULAR PATTERN FLOOR

Double Herringbone



COMPOSITION FOR 20 m²

Example of colours (for this composition)

					
	Colour 1	Colour 2	Colour 3	Colour 4	Colour 5
	Oak Limestone	Oak Blonde	Oak Transparent	Oak Old Grey	Oak Old Brown
L / R number of boards:	L=75 / R=75	/	/	L=75 / R=75	/
Surface area + 8% wastage (m ²):	10,8	/	/	10,8	/
L / R number of boxes*:	L=3 / R=3	/	/	L=3 / R=3	/

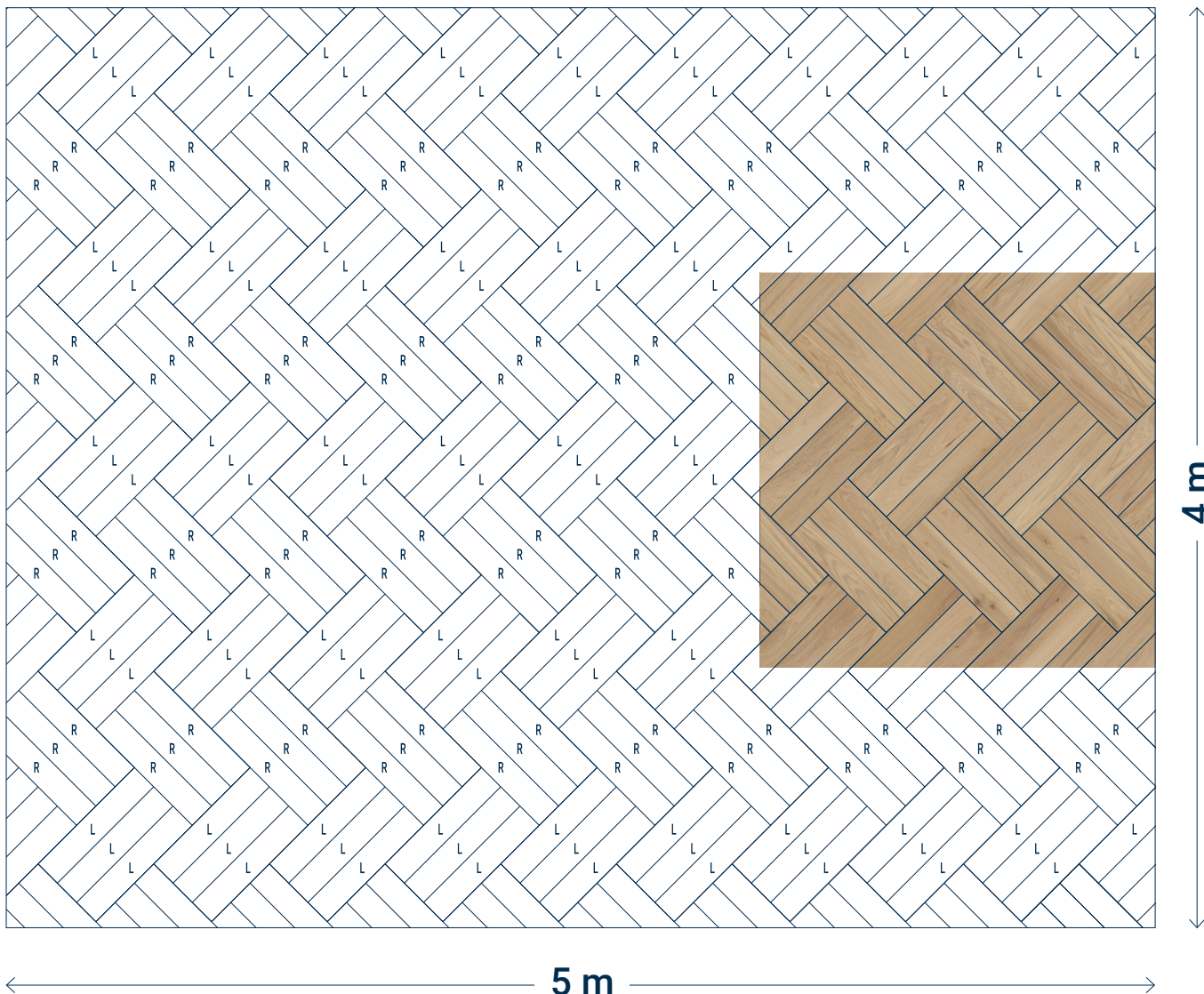
*Since the material quantity depends on the settings of the installation area we recommend to verify with your installer.



SEGNO

MODULAR PATTERN FLOOR

Triple Herringbone



COMPOSITION FOR 20 m²

Example of colours (for this composition)

					
	Colour 1	Colour 2	Colour 3	Colour 4	Colour 5
	Oak Limestone	Oak Blonde	Oak Transparent	Oak Old Grey	Oak Old Brown
L / R number of boards:	/	L=150 / R=150	/	/	/
Surface area + 8% wastage (m ²):	/	21,6	/	/	/
L / R number of boxes*:	/	L=5 / R=5	/	/	/


*Since the material quantity depends on the settings of the installation area we recommend to verify with your installer.



SEGNO

MODULAR PATTERN FLOOR

Triple Herringbone



COMPOSITION FOR 20 m²

Example of colours (for this composition)

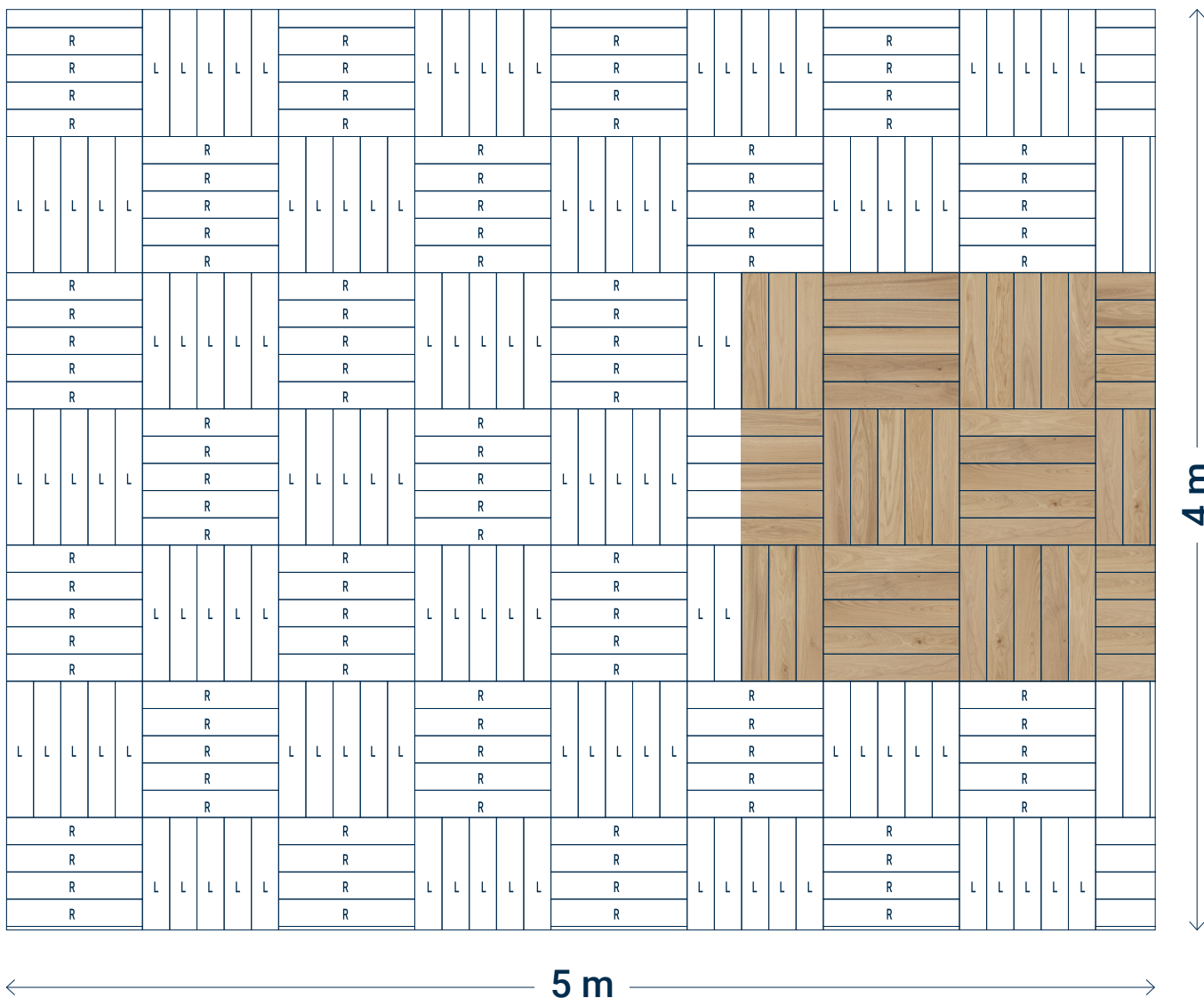
					
	Colour 1	Colour 2	Colour 3	Colour 4	Colour 5
	Oak Limestone	Oak Blonde	Oak Transparent	Oak Old Grey	Oak Old Brown
L / R number of boards:	/	/	L=50 / R=50	L=50 / R=50	L=50 / R=50
Surface area + 8% wastage (m ²):	/	/	7,2	7,2	7,2
L / R number of boxes*:	/	/	L=2 / R=2	L=2 / R=2	L=2 / R=2

*Since the material quantity depends on the settings of the installation area we recommend to verify with your installer.

SEGNO

MODULAR PATTERN FLOOR

Square



COMPOSITION FOR 20 m²

Example of colours (for this composition)

L / R number of boards:

Surface area + 9% wastage (m²):

L / R number of boxes*:



Colour 1
Oak Limestone



Colour 2
Oak Blonde



Colour 3
Oak Transparent



Colour 4
Oak Old Grey



Colour 5
Oak Old Brown

/

L=151 / R=151

/

/

/

/

21,7

/

/

/

/

L=6 / R=6

/

/

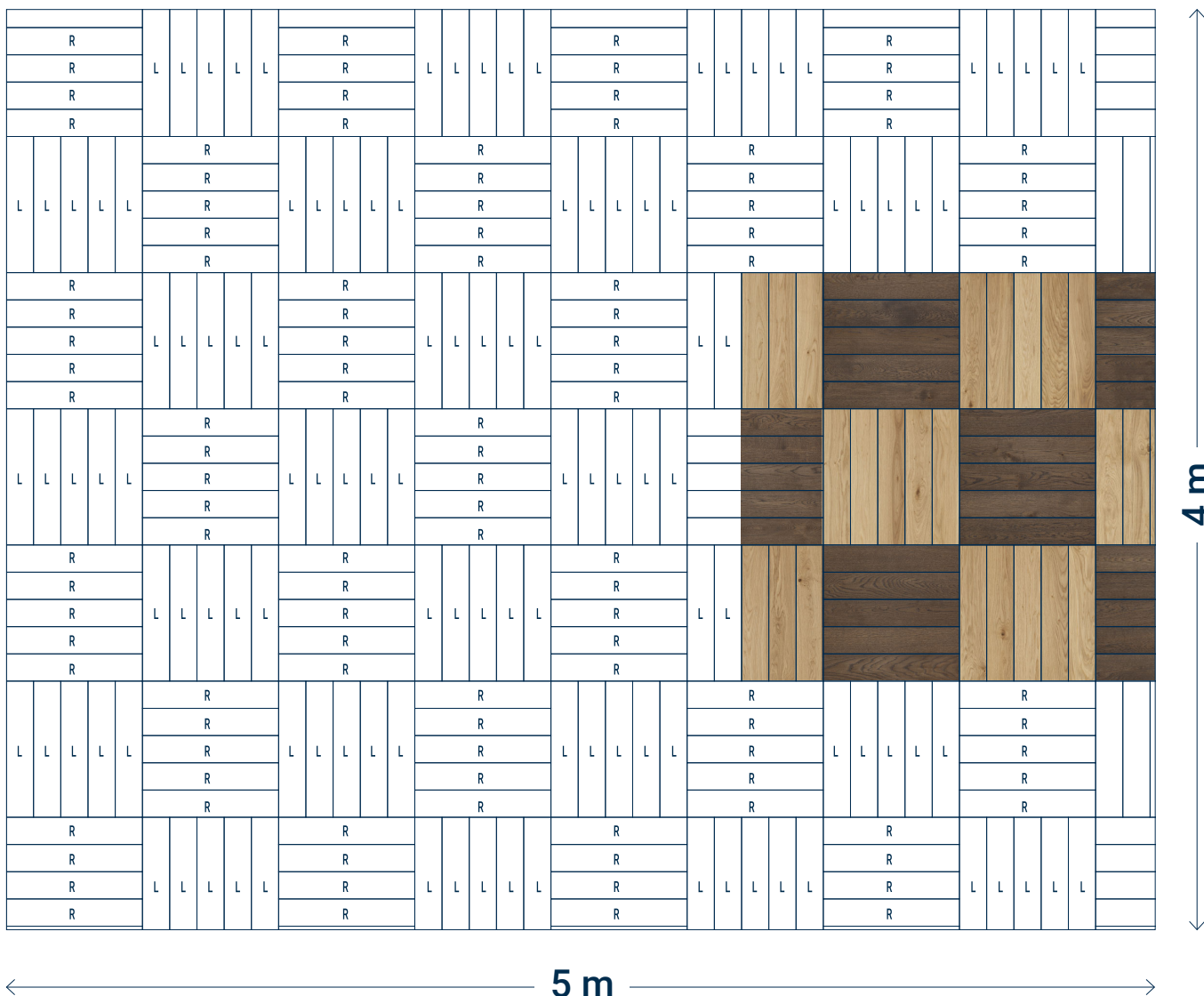
/

*Horizontal and vertical planks must have different orientations. Switching (L) left boards for (R) right boards is possible.
**Since the material quantity depends on the settings of the installation area we recommend to verify with your installer.

SEGNO

MODULAR PATTERN FLOOR

Square



COMPOSITION FOR 20 m²

Example of colours (for this composition)

L / R number of boards:

Surface area + 9% wastage (m²):

L / R number of boxes*:



Colour 1
Oak Limestone



Colour 2
Oak Blonde



Colour 3
Oak Transparent



Colour 4
Oak Old Grey



Colour 5
Oak Old Brown

/

/

L=151

/

R=151

/

/

10,9

/

10,9

/

/

L=6

/

R=6

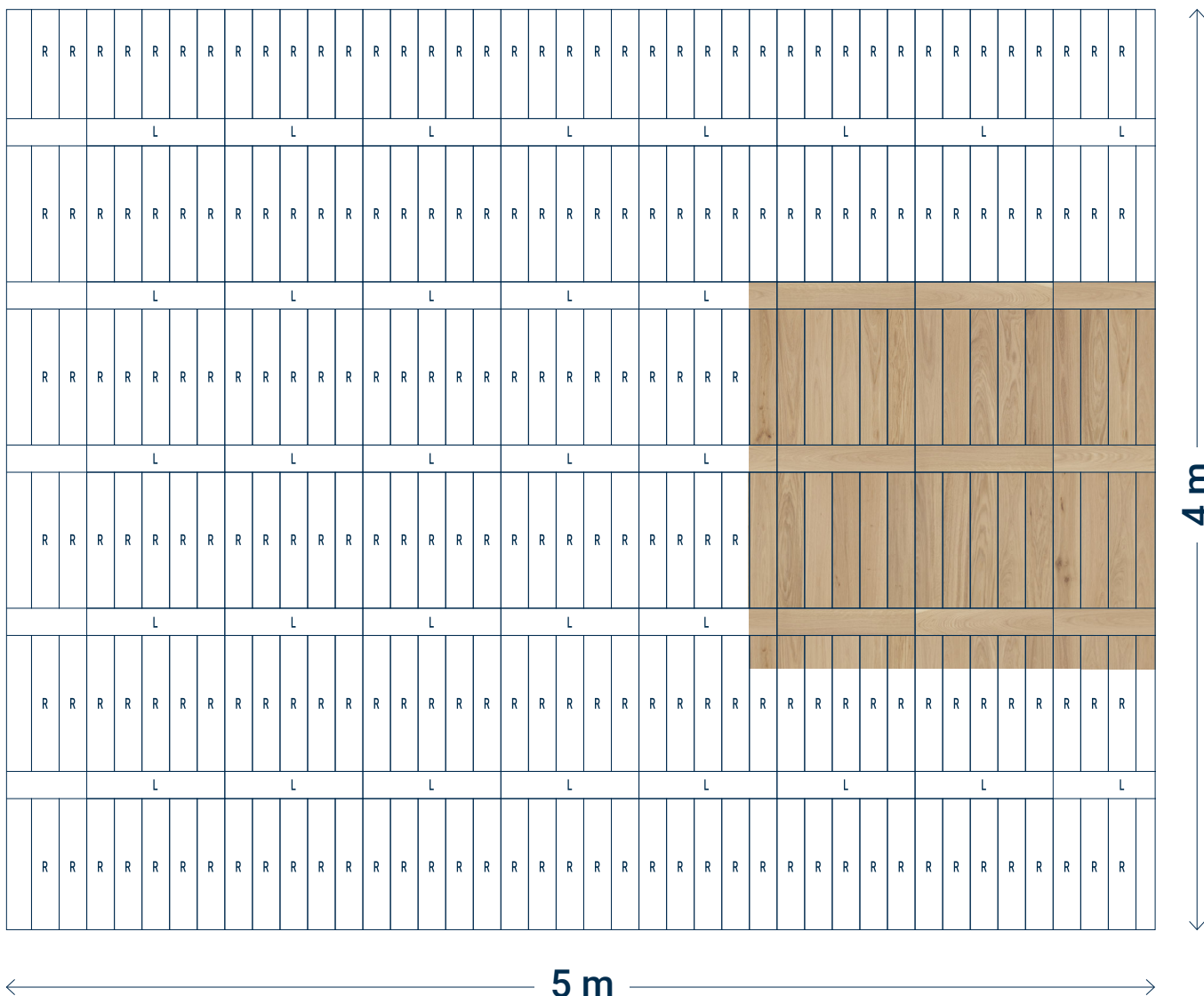
*Horizontal and vertical planks must have different orientations. Switching (L) left boards for (R) right boards is possible.

**Since the material quantity depends on the settings of the installation area we recommend to verify with your installer.

SEGNO

MODULAR PATTERN FLOOR

Ladder



COMPOSITION FOR 20 m²

Example of colours (for this composition)

					
	Colour 1	Colour 2	Colour 3	Colour 4	Colour 5
	Oak Limestone	Oak Blonde	Oak Transparent	Oak Old Grey	Oak Old Brown
L / R number of boards:	/	L=50 / R=248	/	/	/
Surface area + 7% wastage (m ²):	/	21,5	/	/	/
L / R number of boxes*:	/	L=2 / R=9	/	/	/

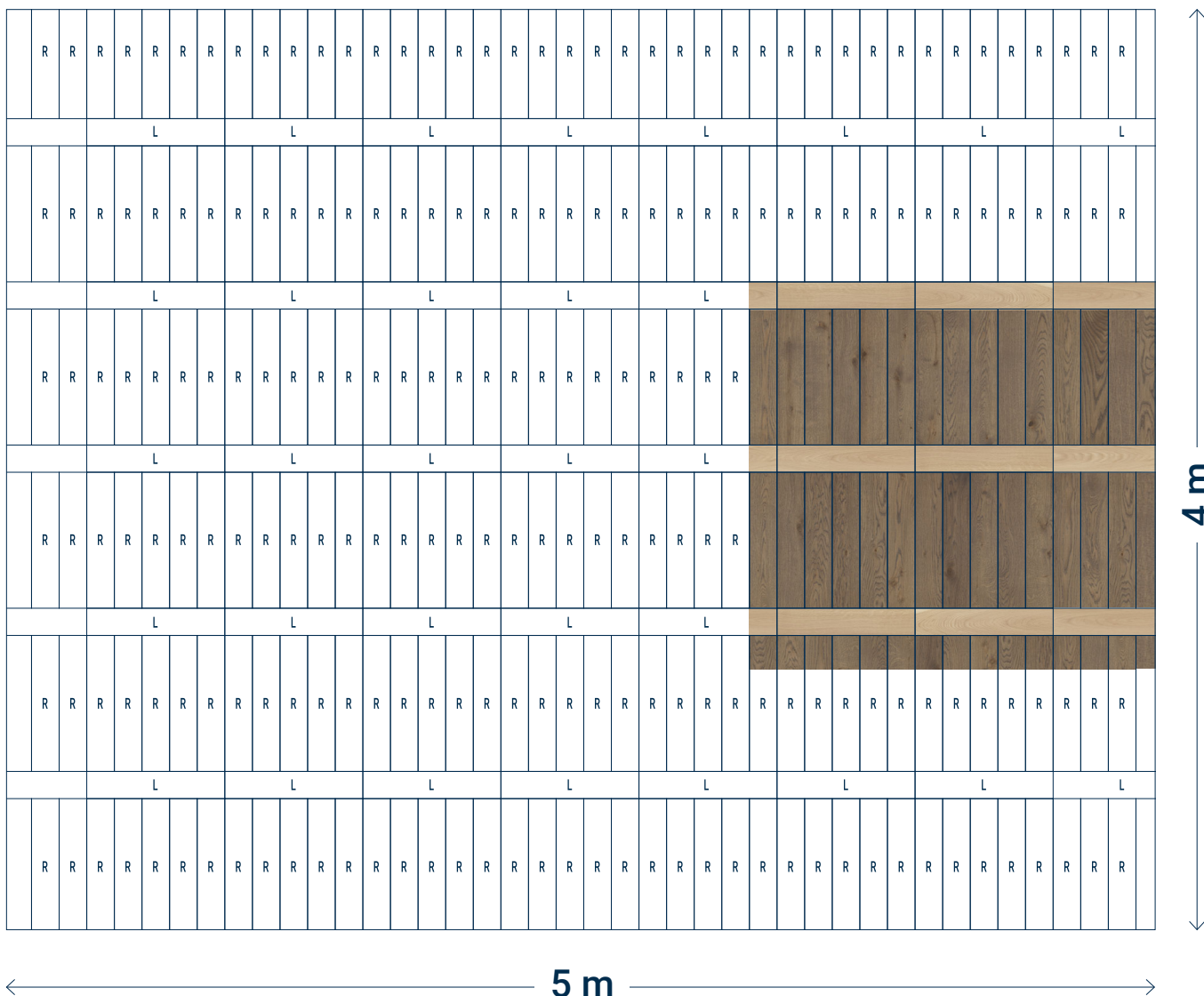
*Horizontal and vertical planks must have different orientations. Switching (L) left boards for (R) right boards is possible.
 **Since the material quantity depends on the settings of the installation area we recommend to verify with your installer.



SEGNO

MODULAR PATTERN FLOOR

Ladder



COMPOSITION FOR 20 m²

Example of colours (for this composition)

					
	Colour 1	Colour 2	Colour 3	Colour 4	Colour 5
Example of colours (for this composition)	Oak Limestone	Oak Blonde	Oak Transparent	Oak Old Grey	Oak Old Brown
L / R number of boards:	/	L=50	/	R=248	/
Surface area + 7% wastage (m ²):	/	3,6	/	17,9	/
L / R number of boxes*:	/	L=2	/	R=9	/

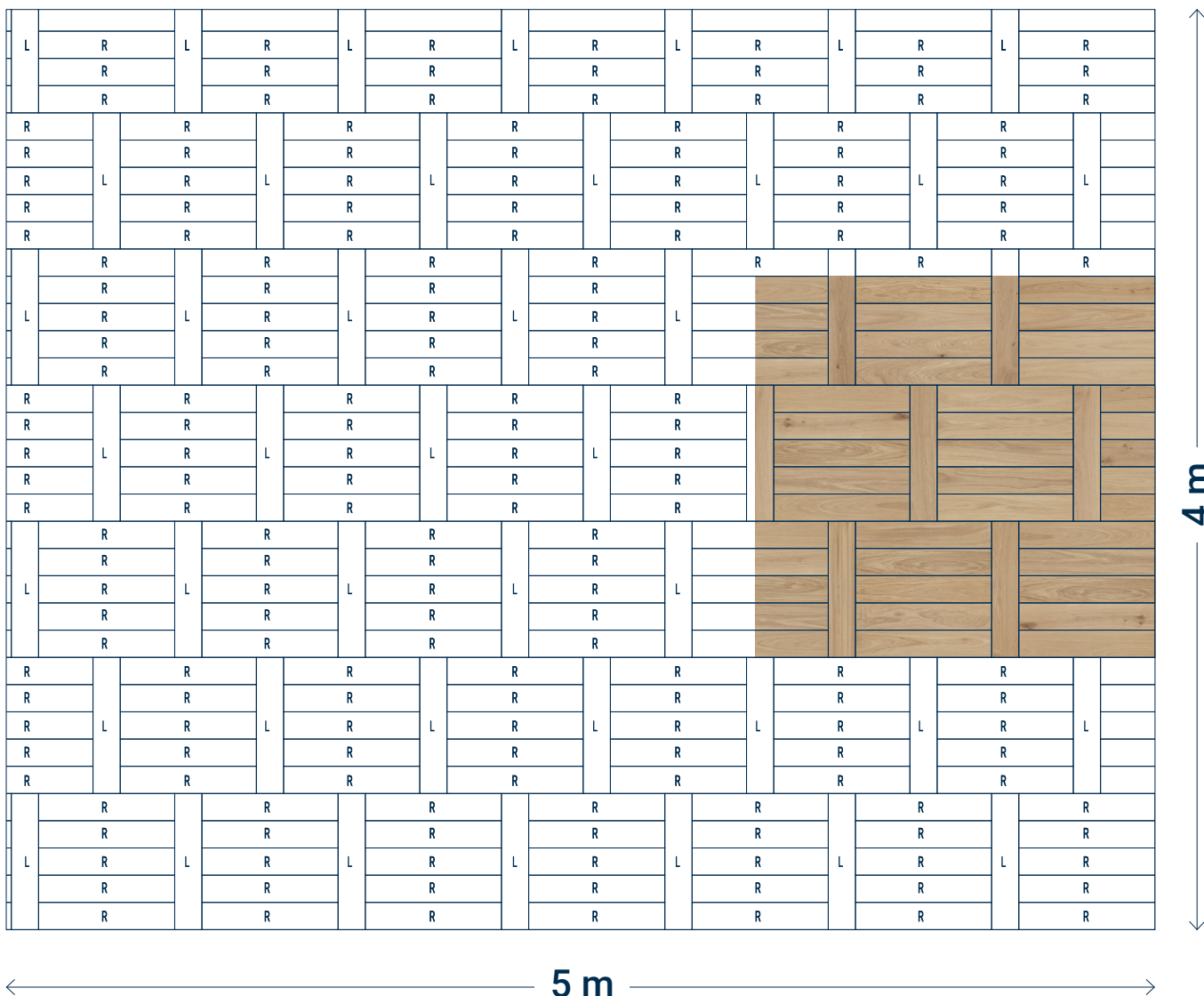
*Horizontal and vertical planks must have different orientations. Switching (L) left boards for (R) right boards is possible.
 **Since the material quantity depends on the settings of the installation area we recommend to verify with your installer.



SEGNO





MODULAR PATTERN FLOOR

Grand Basket Weave



COMPOSITION FOR 20 m²

Example of colours (for this composition)

					
	Colour 1	Colour 2	Colour 3	Colour 4	Colour 5
L / R number of boards:	/	L=48 / R=240	/	/	/
Surface area + 4% wastage (m ²):	/	20,7	/	/	/
L / R number of boxes*:	/	L=2 / R=8	/	/	/

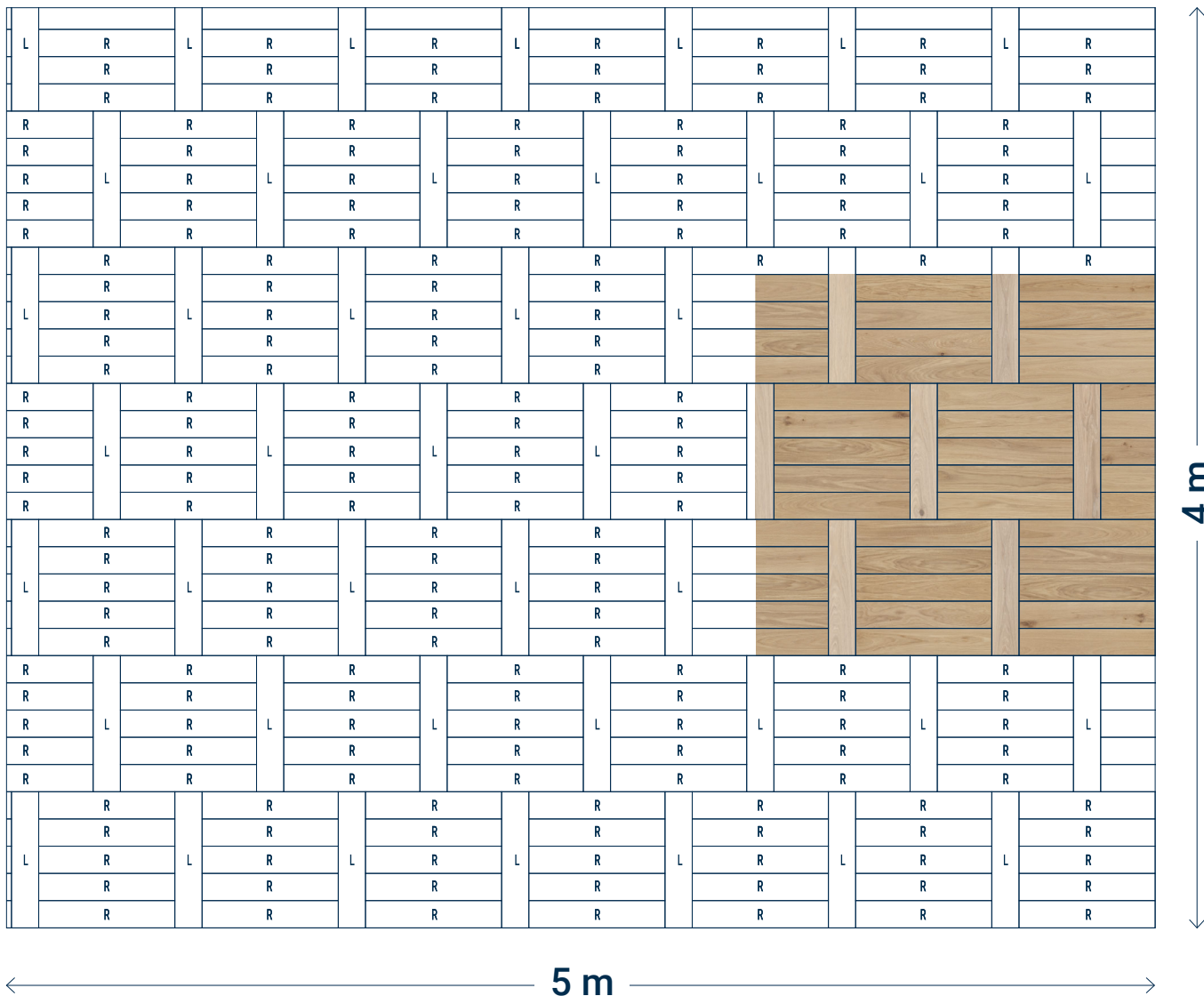
*Horizontal and vertical planks must have different orientations. Switching (L) left boards for (R) right boards is possible.

**Since the material quantity depends on the settings of the installation area we recommend to verify with your installer.

SEGNO

MODULAR PATTERN FLOOR

Grand Basket Weave



COMPOSITION FOR 20 m²

Example of colours (for this composition)

L / R number of boards:

Surface area + 4% wastage (m²):

L / R number of boxes*:



Colour 1
Oak Limestone

L=48

3,5

L=2



Colour 2
Oak Blonde

R=240

17,3

R=8



Colour 3
Oak Transparent

/

/

/



Colour 4
Oak Old Grey

/

/

/



Colour 5
Oak Old Brown

/

/

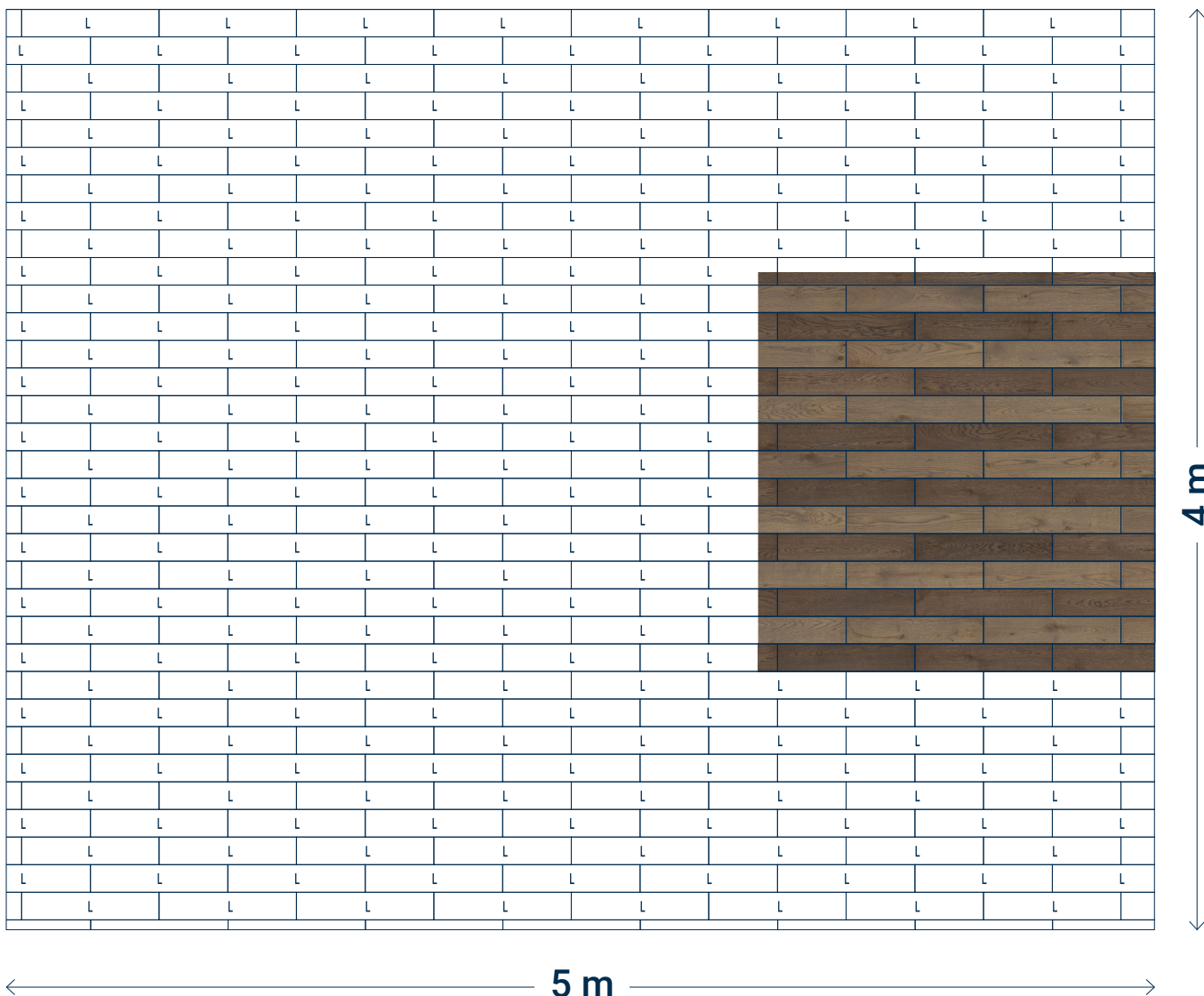
/

*Horizontal and vertical planks must have different orientations. Switching (L) left boards for (R) right boards is possible.
**Since the material quantity depends on the settings of the installation area we recommend to verify with your installer.

SEGNO

MODULAR PATTERN FLOOR

Brick Bond



COMPOSITION FOR 20 m²

Example of colours (for this composition)

					
	Colour 1	Colour 2	Colour 3	Colour 4	Colour 5
	Oak Limestone	Oak Blonde	Oak Transparent	Oak Old Grey	Oak Old Brown
L / R number of boards:	/	/	/	L=147	L=147
Surface area + 6% wastage (m ²):	/	/	/	10,6	10,6
L / R number of boxes*:	/	/	/	L=5	L=5

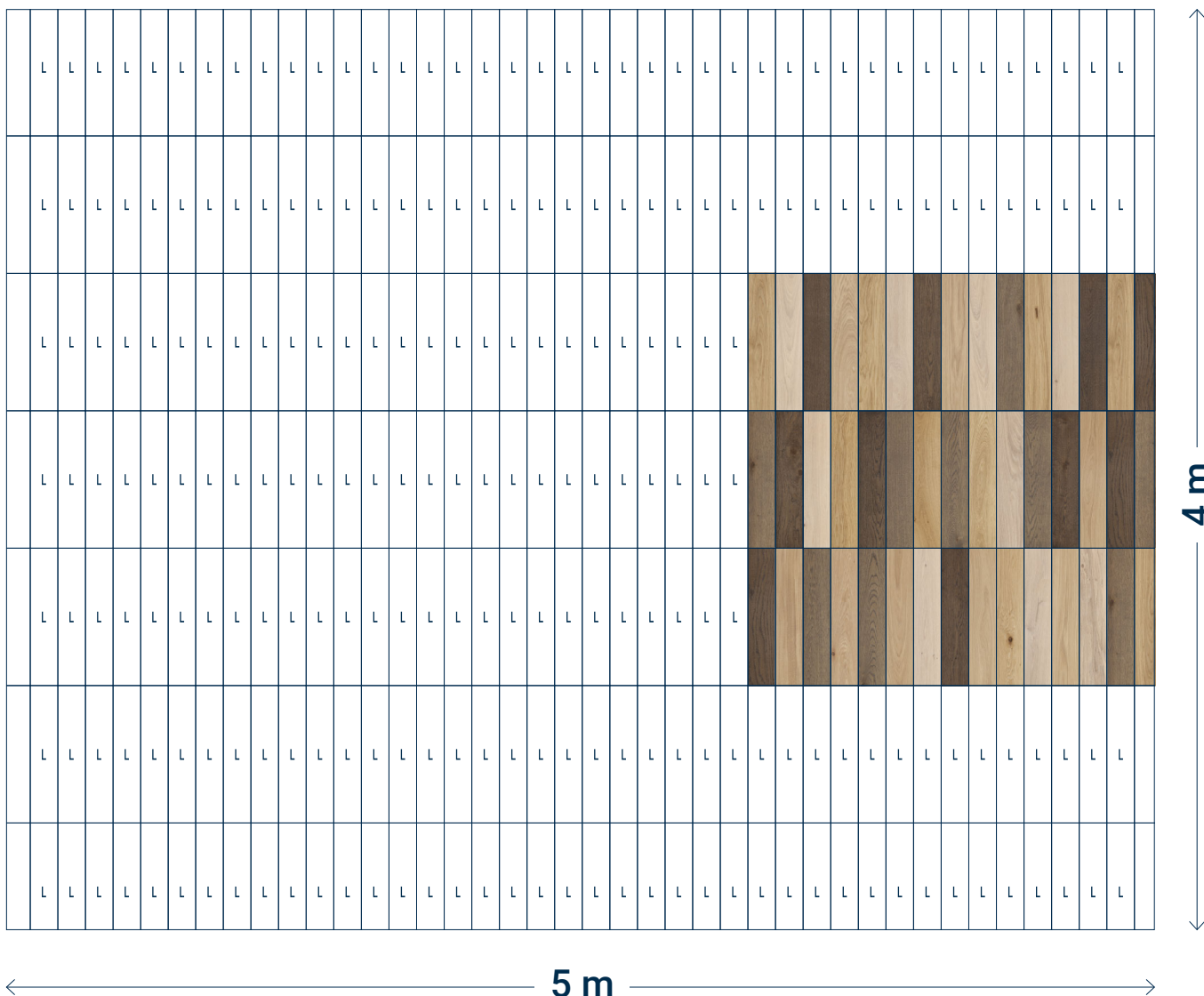
*Switching (L) left boards for (R) right boards is possible.

**Since the material quantity depends on the settings of the installation area we recommend to verify with your installer.

SEGNO





MODULAR PATTERN FLOOR

Stack Bond



COMPOSITION FOR 20 m²

Example of colours (for this composition)

					
	Colour 1	Colour 2	Colour 3	Colour 4	Colour 5
	Oak Limestone	Oak Blonde	Oak Transparent	Oak Old Grey	Oak Old Brown
L / R number of boards:	L=59	L=59	L=59	L=59	L=59
Surface area + 6% wastage (m ²):	4,2	4,2	4,2	4,2	4,2
L / R number of boxes*:	L=2	L=2	L=2	L=2	L=2

*Switching (L) left boards for (R) right boards is possible.

**Since the material quantity depends on the settings of the installation area we recommend to verify with your installer.


SEGNO

WOOD - PRODUCT DATASHEET 2019

DESIGN

The collection comprises of two modular boards (left and right), available in several different colour nuances and treated with Hardwax Oil. Combining the boards in different ways you will be able to create both traditional and new and exciting patterned floors. Additionally, by mixing the different colours you can add infinite possibilities to your creative expression.


PRODUCT DATA	Material code	Dimensions (mm)			Pattern	Surface treatment	Surface effect	Bevel (4 side)	Stained	DoP no.
		Thickness	Width	Length						
Segno Oak Lime Stone	41020001	11	120	600	Left Modular	Hardwax Oil	Brushed	Minibevel	Yes	0190-0133 / 0020-0135
	41020002	11	120	600	Right Modular	Hardwax Oil	Brushed	Minibevel	Yes	
Segno Oak Blonde	41020003	11	120	600	Left Modular	Hardwax Oil	Brushed	Minibevel	Yes	0190-0133 / 0020-0135
	41020004	11	120	600	Right Modular	Hardwax Oil	Brushed	Minibevel	Yes	
Segno Oak	41020005	11	120	600	Left Modular	Hardwax Oil	Brushed	Minibevel	No	0190-0133 / 0020-0135
	41020006	11	120	600	Right Modular	Hardwax Oil	Brushed	Minibevel	No	
Segno Oak Old Grey	41020007	11	120	600	Left Modular	Hardwax Oil	Brushed	Minibevel	Yes	0190-0133 / 0020-0135
	41020008	11	120	600	Right Modular	Hardwax Oil	Brushed	Minibevel	Yes	
Segno Oak Old Brown	41020009	11	120	600	Left Modular	Hardwax Oil	Brushed	Minibevel	Yes	0190-0133 / 0020-0135
	41020010	11	120	600	Right Modular	Hardwax Oil	Brushed	Minibevel	Yes	



Segno Oak Lime Stone



Segno Oak Blonde



Segno Oak



Segno Oak Old Grey



Segno Oak Old Brown

The pictures only present the colour of the floor. For more details regarding grading and variations see the Grading Book or www.tarkett.com. Tarkett's international range of floors comprises many different products. Some of these may not be for sale in your country. Although every care has been taken to reproduce images that reflect the finished product, the quality of monitor and printer and the nature of wood results in variations in the color and structure of individual planks.

For further and latest information please visit www.tarkett.com